



**GOVERNMENT OF INDIA
MINISTRY OF LABOUR & EMPLOYMENT
LABOUR BUREAU**

**Shram Bureau Bhawan, Block No. 2,
Institutional Area, Sector 38 (West),
Chandigarh – 160036
Dated: 30th November, 2023**

F.No. 5/1/2021-CPI

Press Release

Consumer Price Index for Industrial Workers (2016=100) – October, 2023

The Labour Bureau, an attached office of the M/o Labour & Employment, has been compiling Consumer Price Index for Industrial Workers every month on the basis of retail prices collected from 317 markets spread over 88 industrially important centres in the country. The index is compiled for 88 centres and All-India and is released on the last working day of succeeding month. The index for the month of October, 2023 is being released in this press release.

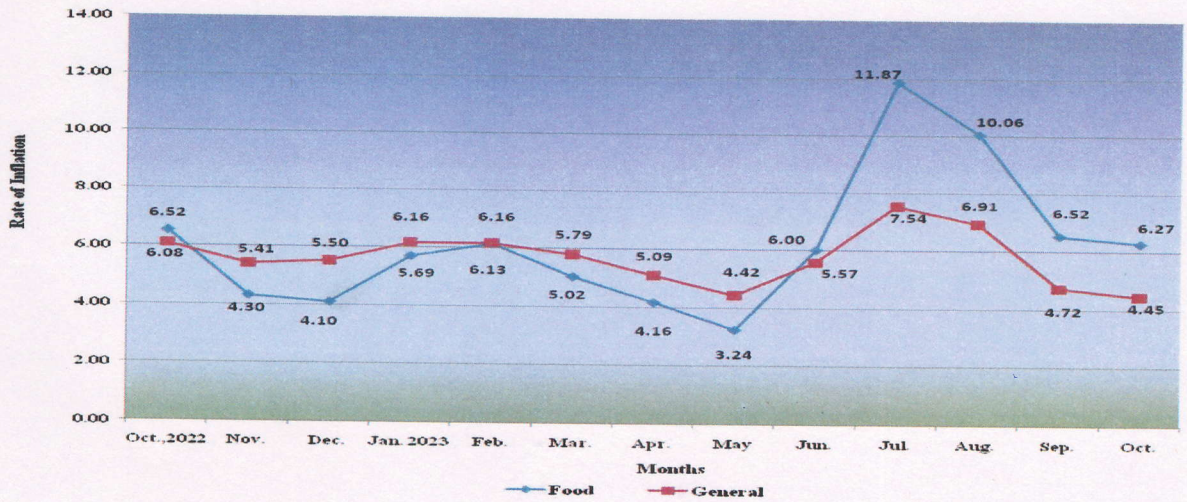
The All-India CPI-IW for October, 2023 increased by 0.9 points and stood at 138.4 (one hundred thirty eight point four). On 1-month percentage change, it increased by 0.65 per cent with respect to previous month compared to increase of 0.91 per cent recorded between corresponding months a year ago.

The maximum upward pressure in current index came from Food & Beverages group contributing 0.68 percentage points to the total change. At item level, Wheat, Wheat Atta, Arhar Dal/Tur Dal, Cow milk, Egg Hen, Papaya, Pomegranate/Anar, Arum/Arbi, Brinjal, Capsicum, Carrot, Cauliflower, French beans, Garlic, Lady's Finger, Onion, Peas, Radish, Sugar White, Cumin seed/Jira, Mixed Spices, Cooked Meals, Vada/Idli/Dosa, Bidi, School uniform (Girls/Boys), Leather Sandle, Rubber Chappal, Bus fare, Toilet Soap, Medicine allopathic, etc. are responsible for the rise in index. However, this increase was largely checked by Rice, Fish Fresh, Poultry/Chicken, Mustard oil, Soyabean oil, Apple, Chillies Green, Ginger, Tomato, Cooking Gas (LPG), etc. putting downward pressure on the index.

At centre level, Biswanath-Chariali recorded a maximum increase of 4.8 points. Among others, 4 centres recorded increase between 3 to 3.9 points, 4 centres between 2 to 2.9 points, 19 centres between 1 to 1.9 points and 42 centres between 0.1 to 0.9 points. On the contrary, Chennai recorded a maximum decrease of 1.3 point followed by Coonoor and Kolkata with 1.1 points each. Among others, 13 centres recorded decrease between 0.1 to 0.9 points. Rest of two centers index remained stationary.

Year-on-year inflation for the month stood at 4.45 per cent compared to 4.72 per cent for the previous month and 6.08 per cent during the corresponding month a year before. Similarly, Food inflation stood at 6.27 per cent against 6.52 per cent of the previous month and 6.52 per cent during the corresponding month a year ago.

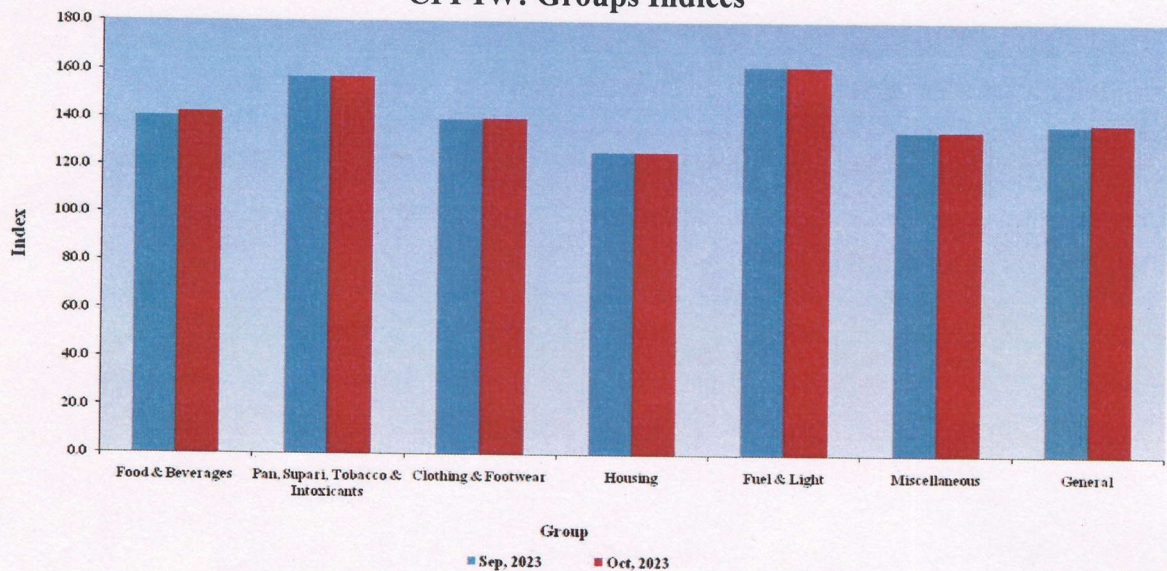
Y-o-Y Inflation based on CPI-IW (Food and General)



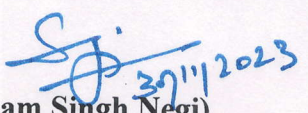
All-India Group-wise CPI-IW for September, 2023 and October, 2023

Sr. No.	Groups	September, 2023	October, 2023
I	Food & Beverages	140.5	142.3
II	Pan, Supari, Tobacco & Intoxicants	156.8	157.0
III	Clothing & Footwear	139.4	139.5
IV	Housing	125.7	125.7
V	Fuel & Light	161.8	161.7
VI	Miscellaneous	134.7	135.1
	General Index	137.5	138.4

CPI-IW: Groups Indices



The next issue of CPI-IW for the month of November, 2023 will be released on Friday, 29th December, 2023. The same will also be available on the office website www.labourbureau.gov.in.


 (Shyam Singh Negi)
 Deputy Director General